

MANIFOLDS - FITTINGS 1000 - 2000 - 3000 BAR



■ Max working pressure **1000 bar**

■ Applications **3 - 9**

FEATURES

Manifolds

- of various sizes with axial or radial outlets, these manifolds are threaded **1/4" NPT** to accept **G106** pressure gauge.

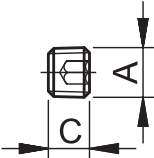

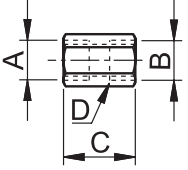

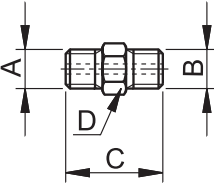

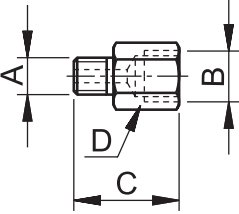

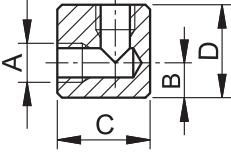

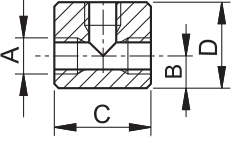

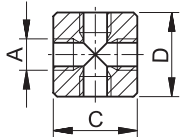

Fittings

- The fittings range at 1000 bar guarantees a safety factor 4 if used at 700 bar w.p., and a safety factor 2,8 if used at 1000 bar w.p.

MANIFOLDS			Nu. applications	A	B
Type	MODEL			mm	mm
Multi level Manifold	RB386		6	-	-
Single level Manifold	RM387		7	260	110
	RM389		9	400	180
Radial manifold	RK383		3	45	-
	RK385		5	55	-
	RK387		7	65	-

FITTINGS

Max working pressure **1000 bar**

FITTINGS		Dimensions					
Type	MODEL		A	B	C	D	
Plug	RC14			1/4" NPT	-	10.5	-
	RC38			3/8" NPT			
Coupling	RS14			1/4" NPT	1/4" NPT	32	19
	RS38			3/8" NPT	3/8" NPT	34	24
	RS52			1/4" NPT			
Nipple	RN14			1/4" NPT	1/4" NPT	39	17
	RN38			3/8" NPT	41		
	RN381				70		
	RN382				120		
	RN52			1/4" NPT	41		
Reducing connector	RR23			1/4" BSP 120°	3/8" NPT	41	24
	RR24			1/4" NPT		40	
	RR52			3/8" NPT	1/4" NPT	19	
	RR02			1/2" BSP		22	
	RR26			1/4" NPT		30	
	RR501			3/8" NPT	1/2" BSP		
	Elbow			RE14			1/4" NPT
RE38		3/8" NPT	15	40			40
Tee	RT14			1/4" NPT	12,5	40	35
	RT38			3/8" NPT	15	45	40
Cross	RX14			1/4" NPT	-	45	45
	RX38			3/8" NPT			

FITTINGS

Max working pressure **2000 - 3000 bar**

FITTINGS			Dimensions						
Type	Press. bar	MODEL	A	B	C	D			
Plug	2000	RC15			1/4" BSP 120°	-	28	22	
	3000	RC34			3/4"-16 UNF 60°	-	32		
Coupling	2000	RS15			1/4" BSP 120°	1/4" BSP 120°	40	19	
	3000	RS34			3/4"-16 UNF 60°	3/4"-16 UNF 60°	42	27	
Nipple	2000	RN15			1/4" BSP 120°	1/4" BSP 120°	46	22	
		RN29				1/4" NPT	43		
		RN53				3/8" NPT	45		
		RN17				1/4" BSP **	34		
		RN31				1/4" NPT	37		
		RN55				3/8" NPT	39		
	3000	RN32	 Internal cone 60°		1/4" BSP 120°	1/4" BSP **	40	22	
		RN33				M16x1,5 60°	1/4" BSP **		39
		RN28				1/2" BSP	44		
		RN34				3/4"-16 UNF 60°	3/4"-16 UNF 60°		54
		RN34 O*				3/4"-16 UNF 60°	3/4"-16 UNF 60°		63
		RN49				1/4" BSP **	44		
Reducing connector	2000	RR49			3/4"-16 UNF 60°	1/4" BSP 120°	42	22	
	3000	RR51 O*			3/8" BSP 60°	1/2" BSP	53	27	
Elbow	2000	RE15			1/4" BSP 120°	12,5	35	35	
	3000	RE34			3/4"-16 UNF 60°	12,5	40	40	
Tee	2000	RT15			1/4" BSP 120°	12,5	45	35	
	3000	RT34			3/4"-16 UNF 60°	15	45	45	
Cross	2000	RX15			1/4" BSP 120°	-	45	45	
	3000	RX34			3/4"-16 UNF 60°	-	55	55	

** Specifically for flexible hoses

* Swivelling