

AD5I... AUTOMATIC RECIPROCATING VALVES CETOP 5



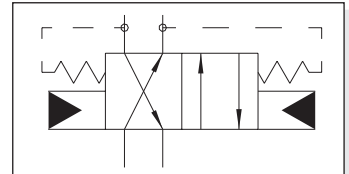
AD5I...

The operating principle of this type of inverter valve, with interface UNI ISO 4401 - 05 - 04 - 0 - 94 standard (ex CETOP R 35 H 4.2-4-05), is based on the pressure unbalanced created in its interior as a consequence of the fluid flow rate. On starting the system this valve assumes always a preferential position P → B e A → T.

When a pressure is applied to the cylinder which exceeds the system maximum pressure relief valve setting (e.g. end stroke actuator), a hydraulic unbalanced is generated capable of changing over the valve and inverting the cylinder direction of the movement.

Max. operating pressure port P	320 bar
Max. flow	100 l/min
Minimum permitted flow	10 l/min
Fluid viscosity	32 ÷ 60 mm ² /s
Fluid temperature	-20°C ÷ 60°C
Max. contamination level(*)	class 10 in accordance with NAS 1638 with filter β ₂₅ ≥ 75
Positioner activating force (measured with 1 bar on the T line)	190 N
Weight of version without positioner	3,4 Kg
Weight of version with positioner	3,6 Kg

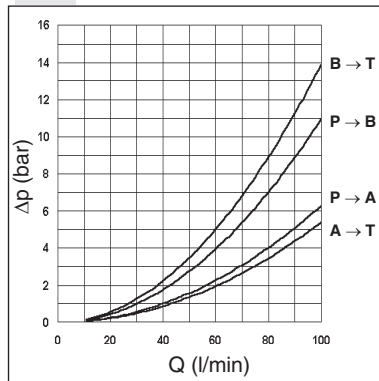
(*) Max contamination level must be respect to obtain the right function of the valve



ORDERING CODE

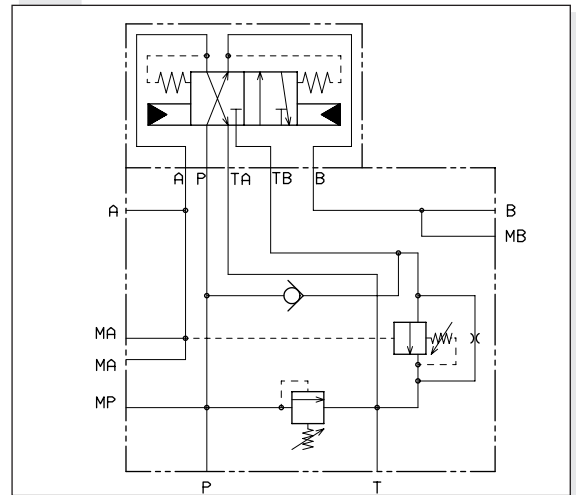
- AD** Directional control
- 5** CETOP 5/NG10
- I** Automatic reciprocating valve at null flow
- P** Version with positioner to adjust the pressure relief valve of the system
- **** **00** = No variant
V1 = Viton
2T = Variant for regenerative system
- 1** Serial No.

PRESSURE DROPS



Tests carried out with mineral oil a temperature of 40°C with a viscosity of 46 mm²/s.

AD5IP2T1 FOR REGENERATIVE SYSTEM



Version AD.5.I.P.2T.1 integrated in a regenerative circuit for compactors with roll on-off mobile system, solution useful for all applications where to connect microswitch of proximity is not possible. For any information about our regenerative manifold Aron please contact our technical department. For special subplate BS5RIA see Ch X • 8.

