



22 W COIL



27 W COIL

UL RECOGNIZED COMPONENT MARK COILS



UL RECOGNIZED COMPONENT MARK



The UL Recognized Component Mark may be used on component parts that are part of a larger product or system. The UL Mark is the most widely recognised and accepted evidence of product's compliance with Canadian and USA safety requirements.

UL CATEGORY CODE (CCN)

- U.S.A. YSY12
- Canada YSY18

UL category code number (CCN) is assigned in order to identify with product categories are covered by UL's Certification. Our category covers valve parts, such as solenoid operators, coil assemblies, coil enclosures, valve assemblies and similar items intended to be used as parts of electrically operated valves as indicated in the individual Recognitions.

ARON UL FILE NUMBER MH45162

Visiting the UL web site (www.ul.com), linking *certifications* and writing the correct Aron UL File Number you can find our Certification.

The UL File Number is an alphanumeric designation assigned to any Company upon successful completion of a product evaluation or company certification.

"22 W" DC COILS

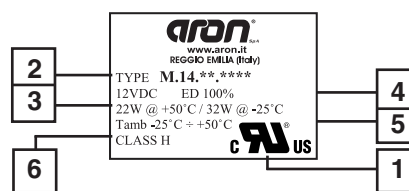
IDENTIFICATION MARK



1		Recognized Component Mark
2	Type	Coil code, voltage and connector type
	M.14.04.0021	12 VDC (Hirschmann)
	M.14.04.0022	24 VDC (Hirschmann)
	M.14.04.0031	12 VDC (With flying leads)
	M.14.04.0032	24 VDC (With flying leads)
3	21W@+ 50°C	Power at +50°C (ambient temperature) for 12 and 24V coils
	27W@- 25°C	Power at -25°C (ambient temperature) for 12 and 24V coils
4	ED 100%	Duty cycle
5	Tamb -25°C ÷ +50°C	Ambient operating temperature
6	Class H	Insulation class wire

"27W" DC COILS

IDENTIFICATION MARK



1		Recognized Component Mark
2	Type	Coil code, voltage and connector type
	M.14.31.0011	12 VDC (Hirschmann)
	M.14.31.0012	24 VDC (Hirschmann)
	M.14.07.0021	12 VDC (With flying leads)
	M.14.07.0022	24 VDC (With flying leads)
3	22W@+ 50°C	Power at +50°C (ambient temperature) for 12V coils
	27W@+ 50°C	Power at +50°C (ambient temperature) for 24V coils
	32W@- 25°C	Power at -25°C (ambient temperature) for 12 and 24V coils
4	ED 100%	Duty cycle
5	Tamb -25°C ÷ +50°C	Ambient operating temperature
6	Class H	Insulation class wire



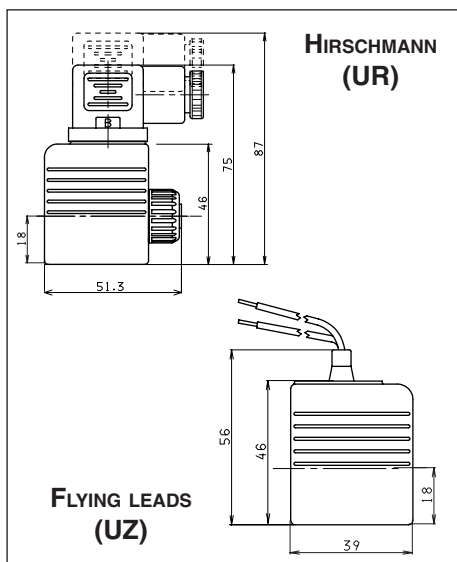
The product safety symbol.

is the accredited Unit to release the UL Mark, the most valued

"22W" DC COILS - UL RECOGNIZED



Type of protection (in relation to connector used)	IP 65
Number of cycle	18.000/h
Supply tolerance	-15% / +10%
Ambient temperature	-25°C ÷ 50°C
Power at +50°C (ambient temperature) for 12 and 24V coils	21W
Power at -25°C (ambient temperature) for 12 and 24V coils	27W
Duty cycle	100% ED
Insulation class wire	H
Weight	0,215 Kg



VOLTAGE (V)	MAX WINDING TEMPERATURE (AMBIENT TEMPERATURE 25°C)	RATED POWER (W)	RESISTANCE AT 20°C (OHM) ±10%
12V	116°C	22	6.30
24V	116°C	22	25.60

ETUL22W - 00/2007/e

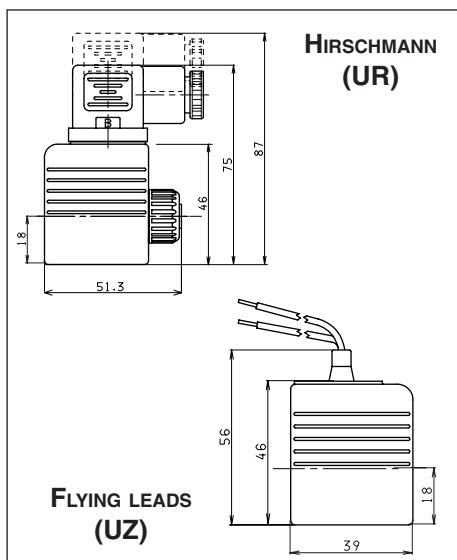
VARIANT AND VOLTAGE CODES (WICH HAVE TO PUT IN THE ORDERING CODE VALVE)

"22W" MOUNTING COMPATIBILITY	CRP, CRD, C2V02 and C3V02 see Ch. V "Cartridge valves"
VARIANT CODE	UR = Hirschmann connection UZ = Solenoid with flying leads (500 mm) Other variants relate to a special design
VOLTAGE CODE	L = 12 VDC M = 24 VDC Voltage code is always stamped over on the coil



"27W" DC COILS - UL RECOGNIZED

Type of protection (in relation to connector used)	IP 65
Number of cycle	18.000/h
Supply tolerance	-15% / +10%
Ambient temperature	-25°C ÷ 50°C
Power at +50°C (ambient temperature) for 12V coil	22W
Power at +50°C (ambient temperature) for 24V coil	27W
Power at -25°C (ambient temperature) for 12 and 24V coils	32W
Duty cycle	100% ED
Insulation class wire	H
Weight	0,215 Kg



VOLTAGE (V)	MAX WINDING TEMPERATURE (AMBIENT TEMPERATURE 25°C)	RATED POWER (W)	RESISTANCE AT 20°C (OHM) ±7%
12V	123°C	27	5.30
24V	123°C	27	21.30

ET27WUL - 00/2007/e

VARIANT AND VOLTAGE CODES (WICH HAVE TO PUT IN THE ORDERING CODE VALVE)

"27W" MOUNTING COMPATIBILITY	AD2E... ADC3E... and CDL04... see Ch. I "Directional control" C3V03... see Ch. V "Cartridge valves" CDC3... see Ch. XI "Stackable valves"
VARIANT CODE	UR = Hirschmann connection UZ = Solenoid with flying leads (250 mm) Other variants relate to a special design
VOLTAGE CODE	L = 12 VDC M = 24 VDC Voltage code is always stamped over on the coil