


SMA



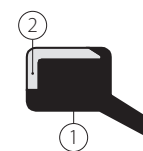
The function of the Aston Seals SMA wiper ring is to prevent introduction of dust, dirt and foreign matter into the system. This is achieved by a special wiper lip which produces a very effective cleaning action, prevents the development of scores, protects the guiding parts and extends the service life of the axial moving rod seals.

A flush fitting with the outside diameter of the metal cage prevents moisture from entering the groove.

The material used to produce the wiper element is a nitril rubber with hardness 90 °ShA that ensures a good wear-resistance in case of dry run and an extended service life.

- Easy construction housing
- Tight fit in the groove
- High speed allowed
- Good wear-resistance
- Extended service life
- Low cost solution
- Space-saving construction

MATERIAL



① **Type** Nitril Rubber NBR
Designation RUBSEAL 90
Hardness 90 °ShA

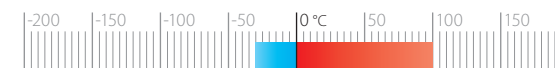
② **Type** Not alloyed steel

FIELD OF APPLICATION

Speed
 $\leq 2 \text{ m/s}$



Temperature
 $-30^{\circ}\text{C} \div +100^{\circ}\text{C}$



Fluids

Hydraulic oils (mineral oil based)
 For other fluids contact our technical department

SURFACE ROUGHNESS

Dynamic surface Suitable for rod seal system
Static surface $Ra \leq 1.6 \mu\text{m}$ $Rt \leq 6.3 \mu\text{m}$

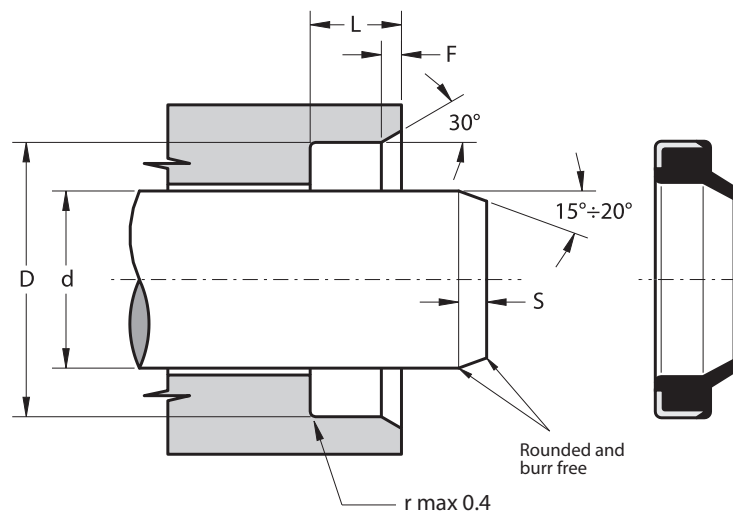
LEAD-IN CHAMFERS

d	Smin
less 100	5 mm
100÷200	7 mm
over 200	10 mm

Pay attention to the groove "D" diameter because, if larger, the wiper could be ejected during work.

Any pressure loads on the back of the rings should be avoided.
 Sharp edges and burrs within the installation area must be removed.

The above data are maximum values, they may be maintained for short periods and can not be used at the same time simultaneously.



Part.	d ^{f7}	D ^{H8}	L ^{+0.2}	F
SMA 12 20 4	12	20	4	0.8
SMA 16 22 3	16	22	3	0.5
SMA 16 26 5	16	26	5	1.0
SMA 20 28 3	20	28	3	0.6
SMA 20 30 7	20	30	7	1.5
SMA 22 28 5	22	28	5	1.0
SMA 22 32 5	22	32	5	1.0
SMA 25 35 7	25	35	7	1.5
SMA 30 40 5	30	40	5	1.0
SMA 32 45 7	32	45	7	1.5
SMA 35 45 7	35	45	7	1.5
SMA 40 50 5	40	50	5	1.0
SMA 40 50 7	40	50	7	1.5
SMA 45 55 7	45	55	7	1.5

Part.	d ^{f7}	D ^{H8}	L ^{+0.2}	F
SMA 45 60 7	45	60	7	1.5
SMA 50 60 7	50	60	7	1.5
SMA 50 65 5	50	65	5	1.0
SMA 55 65 7	55	65	7	1.0
SMA 60 70 7	60	70	7	1.5
SMA 65 75 7	65	75	7	1.5
SMA 70 80 7	70	80	7	1.5
SMA 75 85 7	75	85	7	1.5
SMA 80 90 7	80	90	7	1.5
SMA 90 100 7	90	100	7	1.5
SMA 95 105 7	95	105	7	1.5
SMA 100 110 7	100	110	7	1.5
SMA 110 120 7	110	120	7	1.5
SMA 120 130 7	120	130	7	1.5