


AP



MATERIAL

	Type	Designation	Hardness
	Thermoplastic polyester resin	SEALITE 55	55 °ShD

FIELD OF APPLICATION

Pressure	See table below
Speed ≤ 0.8 m/s	
Temperature -40°C ÷ +140°C (only for SEALITE element)	
Fluids	Hydraulic oils (mineral oil based) For other fluids contact our technical department

MAX. PRESSURE [bar]

Gap [mm]	NBR 70 [bar]	NBR 90 [bar]	AP [bar]
0,05	190	330	500
0,10	130	270	400
0,15	110	230	350
0,20	100	210	300
0,25	90	190	270
0,30	80	170	240
0,35	75	160	220

NB: for the Gap calculation, it is necessary to consider the elastic deformation of metal elements under pressure loads.

SURFACE ROUGHNESS

Dynamic surface	Ra ≤ 0.3 µm	Rt ≤ 2.5 µm
Static surface	Ra ≤ 1.6 µm	Rt ≤ 6.3 µm

Before assembly good cleanliness and lubrication are recommended.

The above data are maximum values, they may be maintained for short periods and can not be used at the same time simultaneously.

The function of ring type Aston Seals AP is to avoid the extrusion and damage of the O-Ring that normally occurs in the presence of large gaps or high pressure.

If pressure arises on only one side of the O-Ring, it will suffice to fit one antiextrusion ring on the unexposed side. Two backup rings are necessary if the pressure rises on both sides.

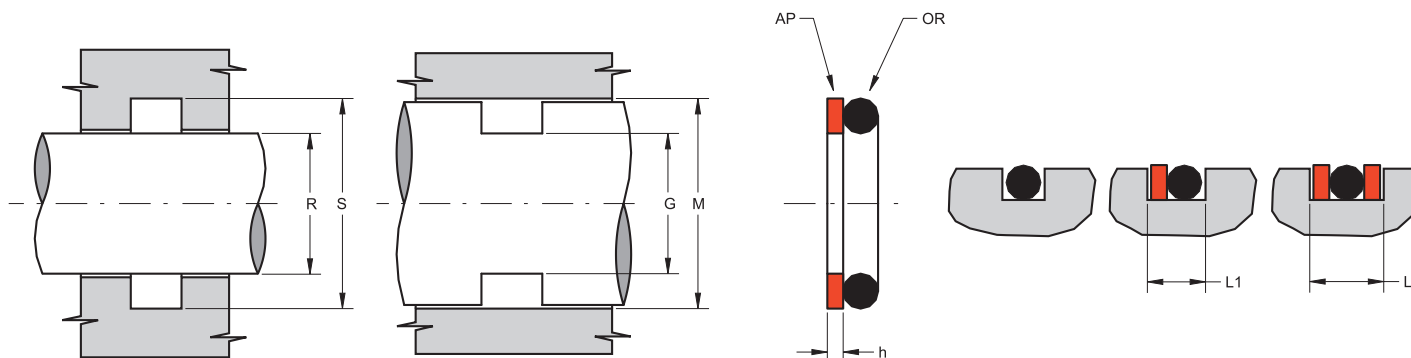
The AP ring hasn't a cut or spiral shape (typical of PTFE backup rings) that could help damage the O-Ring especially in the presence of high pressure.

Thanks to its elasticity, it can be installed very easily in a short time and without any auxiliaries.

The material used is a medium modulus

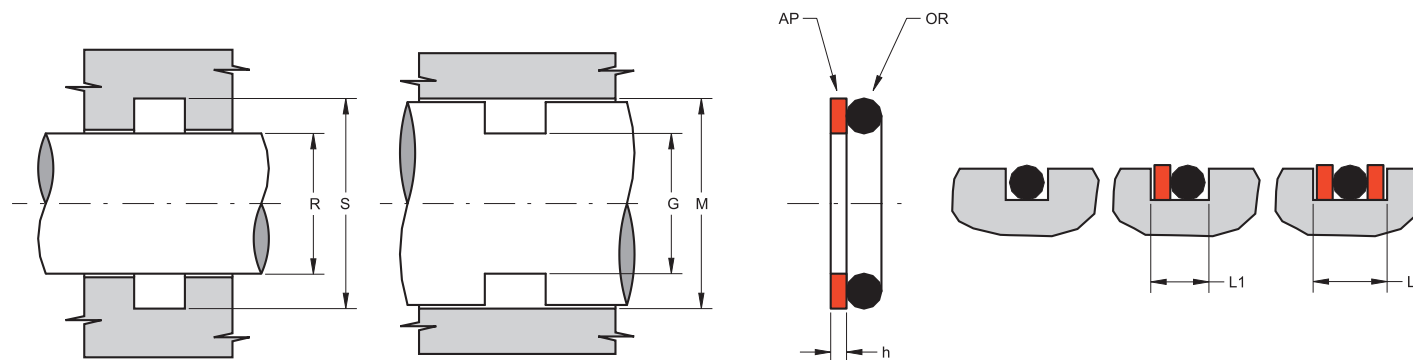
thermoplastic polyester resin, mainly used in the manufacturing of antiextrusion rings, that ensures an extra measure of performance and service life.

- Very high resistance against extrusion
- Uncut piece to avoid O-Ring damage
- Low cost solution
- Extended service life of sealing components
- Excellent wear-resistance
- No close tolerances are necessary
- Good temperature resistance
- Easy installation without expensive auxiliaries



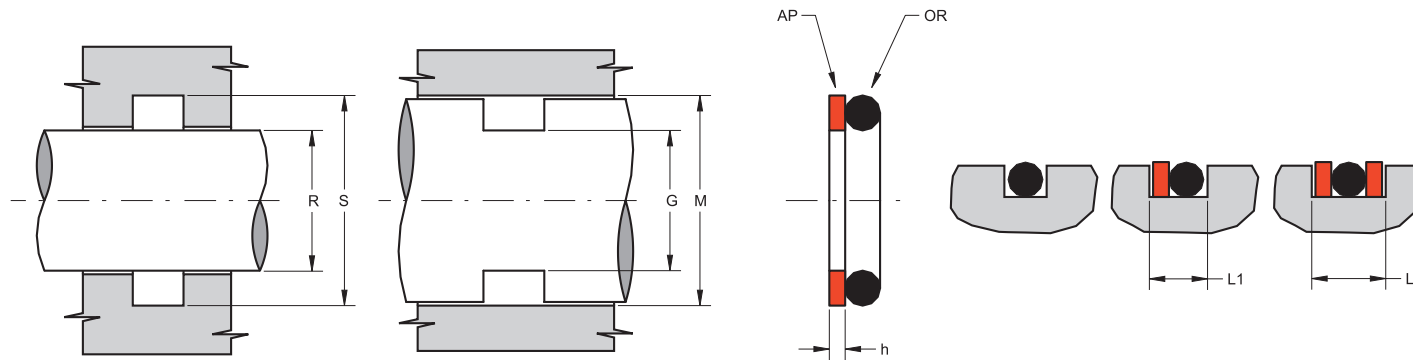
Part.	O-Ring	h	R ^{f7}	S ^{H9}	G ^{H9}	M ^{H8}	L1 ^{+0.2}	L2 ^{+0.2}
AP 010/610	OR 010 (6.07 x 1.78)	1.4	6	9.1	6.9	10	4	5.5
AP 010/610	OR 610 (6.75 x 1.78)	1.4	7	10.1	6.9	10	4	5.5
AP 011	OR 011 (7.65 x 1.78)	1.4	8	11.1	7.9	11	4	5.5
AP 012	OR 012 (9.25 x 1.78)	1.4	9	12.1	9.9	13	4	5.5
AP 013	OR 013 (10.82 x 1.78)	1.4	11	14.1	10.9	14	4	5.5
AP 014	OR 014 (12.42 x 1.78)	1.4	13	16.1	12.9	16	4	5.5
AP 015	OR 015 (14 x 1.78)	1.4	14	17.1	14.9	18	4	5.5
AP 016	OR 016 (15.6 x 1.78)	1.4	16	19.1	15.9	19	4	5.5
AP 017	OR 017 (17.17 x 1.78)	1.4	17	20.1	17.9	21	4	5.5
AP 018	OR 018 (18.77 x 1.78)	1.4	19	22.1	18.9	22	4	5.5
AP 019	OR 019 (20.35 x 1.78)	1.4	21	24.1	20.9	24	4	5.5
AP 020	OR 020 (21.95 x 1.78)	1.4	22	25.1	22.9	26	4	5.5
AP 022	OR 022 (25.12 x 1.78)	1.4	25	28.1	25.9	29	4	5.5
AP 023	OR 023 (26.7 x 1.78)	1.4	27	30.1	26.9	30	4	5.5
AP 024	OR 024 (28.3 x 1.78)	1.4	28	31.1	28.9	32	4	5.5
AP 025	OR 025 (29.87 x 1.78)	1.4	30	33.1	29.9	33	4	5.5
AP 026	OR 026 (31.47 x 1.78)	1.4	32	35.1	31.9	35	4	5.5
AP 028	OR 028 (34.65 x 1.78)	1.4	35	38.1	34.9	38	4	5.5
AP 029	OR 029 (37.82 x 1.78)	1.4	38	41.1	37.9	41	4	5.5
AP 030	OR 030 (41.00 x 1.78)	1.4	41	44.1	41.9	45	4	5.5
AP 032	OR 032 (47.35 x 1.78)	1.4	48	51.1	47.9	51	4	5.5
AP 109	OR 109 (7.6 x 2.62)	1.4	8	12.5	8.5	13	5	6.5
AP 110/613	OR 110 (9.19 x 2.62)	1.4	9	13.5	10.5	15	5	6.5
AP 110/613	OR 613 (9.92 x 2.62)	1.4	10	14.5	10.5	15	5	6.5

Part.	O-Ring	h	R ^{f7}	S ^{H9}	G ^{H9}	M ^{H8}	L1 ^{+0.2}	L2 ^{+0.2}
AP 111	OR 111 (10.77 x 2.62)	1.4	11	15.5	11.5	16	5	6.5
AP 614	OR 614 (11.91 x 2.62)	1.4	12	16.5	12.5	17	5	6.5
AP 112	OR 112 (12.37 x 2.62)	1.4	12.5	17	13.5	18	5	6.5
AP 113	OR 113 (13.94 x 2.62)	1.4	14	18.5	14.5	19	5	6.5
AP 616	OR 616 (15.08 x 2.62)	1.4	15	19.5	15.5	20	5	6.5
AP 114/809	OR 114 (15.54 x 2.62)	1.4	15.5	20	16.5	21	5	6.5
AP 114/809	OR 809 (15.88 x 2.62)	1.4	16	20.5	16.5	21	5	6.5
AP 115	OR 115 (17.12 x 2.62)	1.4	17	21.5	17.5	22	5	6.5
AP 617	OR 617 (17.86 x 2.62)	1.4	18	22.5	18.5	23	5	6.5
AP 116	OR 116 (18.72 x 2.62)	1.4	19	23.5	19.5	24	5	6.5
AP 117	OR 117 (20.29 x 2.62)	1.4	20	24.5	20.5	25	5	6.5
AP 812	OR 812 (20.63 x 2.62)	1.4	21	25.5	21.5	26	5	6.5
AP 118/813	OR 118 (21.89 x 2.62)	1.4	22	26.5	22.5	27	5	6.5
AP 118/813	OR 813 (22.22 x 2.62)	1.4	22	26.5	22.5	27	5	6.5
AP 119/814	OR 119 (23.47 x 2.62)	1.4	24	28.5	24.5	29	5	6.5
AP 119/814	OR 814 (23.81 x 2.62)	1.4	24	28.5	24.5	29	5	6.5
AP 120	OR 120 (25.07 x 2.62)	1.4	25	29.5	25.5	30	5	6.5
AP 121	OR 121 (26.64 x 2.62)	1.4	27	31.5	27.5	32	5	6.5
AP 122	OR 122 (28.24 x 2.62)	1.4	28	32.5	28.5	33	5	6.5
AP 123	OR 123 (29.82 x 2.62)	1.4	30	34.5	30.5	35	5	6.5
AP 124	OR 124 (31.42 x 2.62)	1.4	32	36.5	32.5	37	5	6.5
AP 125	OR 125 (32.99 x 2.62)	1.4	33	37.5	33.5	38	5	6.5
AP 126	OR 126 (34.6 x 2.62)	1.4	35	39.5	35.5	40	5	6.5
AP 127	OR 127 (36.14 x 2.62)	1.4	36	40.5	36.5	41	5	6.5



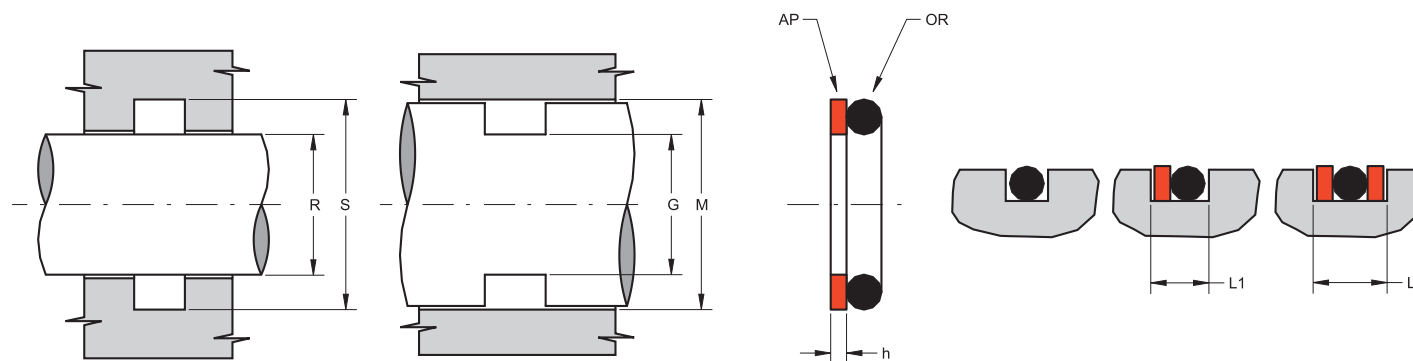
Part.	O-Ring	h	R ^{f7}	S ^{H9}	G ^{h9}	M ^{H8}	L1 ^{+0.2}	L2 ^{+0.2}
AP 128	OR 128 (37.77 x 2.62)	1.4	38	42.5	38.5	43	5	6.5
AP 129	OR 129 (39.34 x 2.62)	1.4	40	44.5	40.5	45	5	6.5
AP 130	OR 130 (40.95 x 2.62)	1.4	41	45.5	41.5	46	5	6.5
AP 131	OR 131 (42.52 x 2.62)	1.4	43	47.5	43.5	48	5	6.5
AP 132	OR 132 (44.12 x 2.62)	1.4	44	48.5	44.5	49	5	6.5
AP 133	OR 133 (45.69 x 2.62)	1.4	46	50.5	46.5	51	5	6.5
AP 134	OR 134 (47.3 x 2.62)	1.4	48	52.5	48.5	53	5	6.5
AP 135	OR 135 (48.9 x 2.62)	1.4	49	53.5	49.5	54	5	6.5
AP 136	OR 136 (50.47 x 2.62)	1.4	51	55.5	51.5	56	5	6.5
AP 137	OR 137 (52.07 x 2.62)	1.4	52	56.5	52.5	57	5	6.5
AP 138	OR 138 (53.65 x 2.62)	1.4	54	58.5	54.5	59	5	6.5
AP 139	OR 139 (55.25 x 2.62)	1.4	55	59.5	56.5	61	5	6.5
AP 140	OR 140 (56.82 x 2.62)	1.4	57	61.5	57.5	62	5	6.5
AP 141	OR 141 (58.42 x 2.62)	1.4	59	63.5	59.5	64	5	6.5
AP 142	OR 142 (60 x 2.62)	1.4	60	64.5	60.5	65	5	6.5
AP 143	OR 143 (61.6 x 2.62)	1.4	62	66.5	62.5	67	5	6.5
AP 144	OR 144 (63.17 x 2.62)	1.4	63	67.5	63.5	68	5	6.5
AP 145	OR 145 (64.77 x 2.62)	1.4	65	69.5	65.5	70	5	6.5
AP 146	OR 146 (66.35 x 2.62)	1.4	67	71.5	67.5	72	5	6.5
AP 147	OR 147 (67.95 x 2.62)	1.4	68	72.5	68.5	73	5	6.5
AP 148	OR 148 (69.52 x 2.62)	1.4	70	74.5	70.5	75	5	6.5
AP 149	OR 149 (71.12 x 2.62)	1.4	71	75.5	71.5	76	5	6.5
AP 150	OR 150 (72.69 x 2.62)	1.4	73	77.5	73.5	78	5	6.5
AP 151	OR 151 (75.87 x 2.62)	1.4	76	80.5	77.5	82	5	6.5

Part.	O-Ring	h	R ^{f7}	S ^{H9}	G ^{h9}	M ^{H8}	L1 ^{+0.2}	L2 ^{+0.2}
AP 152	OR 152 (82.22 x 2.62)	1.4	82	86.5	83.5	88	5	6.5
AP 153	OR 153 (88.57 x 2.62)	1.4	89	93.5	89.5	94	5	6.5
AP 154	OR 154 (94.92 x 2.62)	1.4	95	99.5	96.5	101	5	6.5
AP 157	OR 157 (113.97 x 2.62)	1.4	114	118.5	115.5	120	5	6.5
AP 209	OR 209 (17.04 x 3.53)	1.4	17	23.2	18.8	25	6	7.5
AP 210	OR 210 (18.64 x 3.53)	1.4	19	25.2	19.8	26	6	7.5
AP 211	OR 211 (20.22 x 3.53)	1.4	20	26.2	21.8	28	6	7.5
AP 212	OR 212 (21.82 x 3.53)	1.4	22	28.2	22.8	29	6	7.5
AP 213	OR 213 (23.4 x 3.53)	1.4	23	29.2	23.8	30	6	7.5
AP 214	OR 214 (24.99 x 3.53)	1.4	25	31.2	25.8	32	6	7.5
AP 618	OR 618 (25.8 x 3.53)	1.4	26	32.2	26.8	33	6	7.5
AP 215	OR 215 (26.58 x 3.53)	1.4	27	33.2	27.8	34	6	7.5
AP 216	OR 216 (28.17 x 3.53)	1.4	28	34.2	28.8	35	6	7.5
AP 217	OR 217 (29.75 x 3.53)	1.4	30	36.2	30.8	37	6	7.5
AP 218	OR 218 (31.34 x 3.53)	1.4	31	37.2	31.8	38	6	7.5
AP 219	OR 219 (32.92 x 3.53)	1.4	33	39.2	33.8	40	6	7.5
AP 220	OR 220 (34.52 x 3.53)	1.4	35	41.2	35.8	42	6	7.5
AP 221	OR 221 (36.09 x 3.53)	1.4	36	42.2	36.8	43	6	7.5
AP 222	OR 222 (37.69 x 3.53)	1.4	38	44.2	38.8	45	6	7.5
AP 824	OR 824 (39.69 x 3.53)	1.4	40	46.2	39.8	46	6	7.5
AP 223/825	OR 223 (40.87 x 3.53)	1.4	42	48.2	41.8	48	6	7.5
AP 223/825	OR 825 (41.28 x 3.53)	1.4	42	48.2	41.8	48	6	7.5
AP 826	OR 826 (42.86 x 3.53)	1.4	43	49.2	43.8	50	6	7.5
AP 224/827	OR 224 (44.04 x 3.53)	1.4	45	51.2	44.8	51	6	7.5



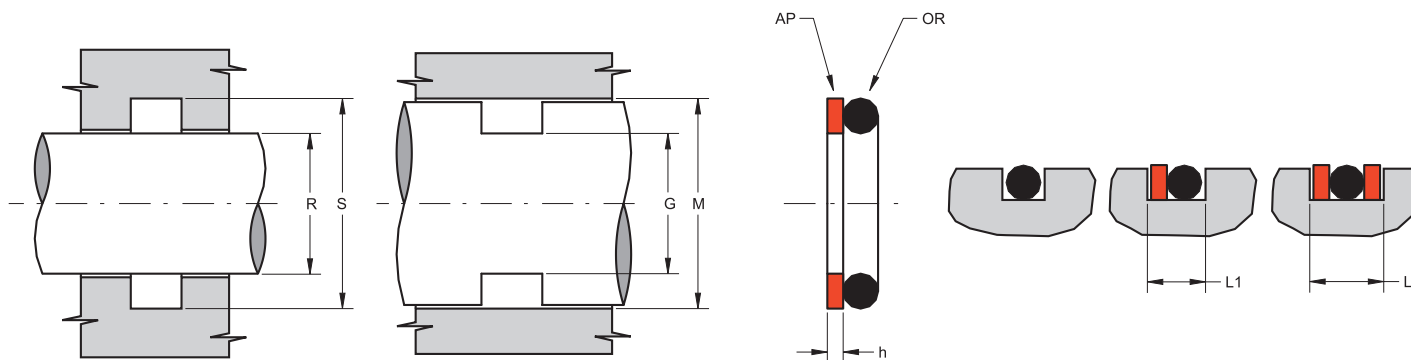
Part.	O-Ring	h	R ^{f7}	S ^{H9}	G ^{H9}	M ^{H8}	L1 ^{+0.2}	L2 ^{+0.2}
AP 224/827	OR 827 (44.45 x 3.53)	1.4	45	51.2	44.8	51	6	7.5
AP 828	OR 828 (46.04 x 3.53)	1.4	46	52.2	46.8	53	6	7.5
AP 225/829	OR 225 (47.22 x 3.53)	1.4	48	54.2	47.8	54	6	7.5
AP 225/829	OR 829 (47.63 x 3.53)	1.4	48	54.2	47.8	54	6	7.5
AP 830	OR 830 (49.21 x 3.53)	1.4	49	55.2	49.8	56	6	7.5
AP 226/831	OR 226 (50.39 x 3.53)	1.4	51	57.2	51.8	58	6	7.5
AP 226/831	OR 831 (50.8 x 3.53)	1.4	51	57.2	51.8	58	6	7.5
AP 832	OR 832 (52.39 x 3.53)	1.4	52	58.2	53.8	60	6	7.5
AP 227/833	OR 227 (53.57 x 3.53)	1.4	54	60.2	54.8	61	6	7.5
AP 227/833	OR 833 (53.98 x 3.53)	1.4	54	60.2	54.8	61	6	7.5
AP 834	OR 834 (55.56 x 3.53)	1.4	56	62.2	55.8	62	6	7.5
AP 228/835	OR 228 (56.74 x 3.53)	1.4	57	63.2	57.8	64	6	7.5
AP 228/835	OR 835 (57.15 x 3.53)	1.4	57	63.2	57.8	64	6	7.5
AP 836	OR 836 (58.74 x 3.53)	1.4	59	65.2	58.8	65	6	7.5
AP 229/837	OR 229 (59.92 x 3.53)	1.4	60	66.2	60.8	67	6	7.5
AP 229/837	OR 837 (60.33 x 3.53)	1.4	60	66.2	60.8	67	6	7.5
AP 838	OR 838 (61.91 x 3.53)	1.4	62	68.2	62.8	69	6	7.5
AP 230/839	OR 230 (63.09 x 3.53)	1.4	64	70.2	63.8	70	6	7.5
AP 840	OR 840 (65.09 x 3.53)	1.4	65	71.2	65.8	72	6	7.5
AP 231/841	OR 231 (66.27 x 3.53)	1.4	67	73.2	66.8	73	6	7.5
AP 231/841	OR 841 (66.68 x 3.53)	1.4	67	73.2	66.8	73	6	7.5
AP 842	OR 842 (68.26 x 3.53)	1.4	68	74.2	68.8	75	6	7.5
AP 232/843	OR 232 (69.44 x 3.53)	1.4	70	76.2	70.8	77	6	7.5
AP 232/843	OR 843 (69.85 x 3.53)	1.4	70	76.2	70.8	77	6	7.5

Part.	O-Ring	h	R ^{f7}	S ^{H9}	G ^{H9}	M ^{H8}	L1 ^{+0.2}	L2 ^{+0.2}
AP 844	OR 844 (71.44 x 3.53)	1.4	72	78.2	71.8	78	6	7.5
AP 233/845	OR 233 (72.62 x 3.53)	1.4	73	79.2	73.8	80	6	7.5
AP 233/845	OR 845 (73.03 x 3.53)	1.4	73	79.2	73.8	80	6	7.5
AP 846	OR 846 (74.61 x 3.53)	1.4	75	81.2	74.8	81	6	7.5
AP 234	OR 234 (75.79 x 3.53)	1.4	76	82.2	76.8	83	6	7.5
AP 235	OR 235 (78.97 x 3.53)	1.4	79	85.2	79.8	86	6	7.5
AP 236	OR 236 (82.14 x 3.53)	1.4	82	88.2	82.8	89	6	7.5
AP 237	OR 237 (85.32 x 3.53)	1.4	85	91.2	85.8	92	6	7.5
AP 238	OR 238 (88.49 x 3.53)	1.4	89	95.2	88.8	95	6	7.5
AP 239	OR 239 (91.67 x 3.53)	1.4	92	98.2	92.8	99	6	7.5
AP 240	OR 240 (94.84 x 3.53)	1.4	95	101.2	95.8	102	6	7.5
AP 241	OR 241 (98.02 x 3.53)	1.4	98	104.2	98.8	105	6	7.5
AP 242	OR 242 (101.19 x 3.53)	1.4	101	107.2	101.8	108	6	7.5
AP 243	OR 243 (104.37 x 3.53)	1.4	105	111.2	104.8	111	6	7.5
AP 244	OR 244 (107.54 x 3.53)	1.4	108	114.2	107.8	114	6	7.5
AP 245	OR 245 (110.72 x 3.53)	1.4	111	117.2	111.8	118	6	7.5
AP 246	OR 246 (113.89 x 3.53)	1.4	114	120.2	114.8	121	6	7.5
AP 247	OR 247 (117.07 x 3.53)	1.4	117	123.2	117.8	124	6	7.5
AP 248	OR 248 (120.24 x 3.53)	1.4	120	126.2	120.8	127	6	7.5
AP 249	OR 249 (123.42 x 3.53)	1.4	123	129.2	123.8	130	6	7.5
AP 250	OR 250 (126.59 x 3.53)	1.4	127	133.2	126.8	133	6	7.5
AP 251	OR 251 (129.77 x 3.53)	1.4	130	136.2	129.8	136	6	7.5
AP 252	OR 252 (132.94 x 3.53)	1.4	133	139.2	133.8	140	6	7.5
AP 253	OR 253 (136.12 x 3.53)	1.4	136	142.2	136.8	143	6	7.5



Part.	O-Ring	h	R ^{f7}	S ^{H9}	G ^{h9}	M ^{H8}	L1 ^{+0.2}	L2 ^{+0.2}
AP 254	OR 254 (139.29 x 3.53)	1.4	140	146.2	139.8	146	6	7.5
AP 255	OR 255 (142.47 x 3.53)	1.4	143	149.2	142.8	149	6	7.5
AP 256	OR 256 (145.64 x 3.53)	1.4	146	152.2	145.8	152	6	7.5
AP 257	OR 257 (148.82 x 3.53)	1.4	149	155.2	148.8	155	6	7.5
AP 258	OR 258 (151.99 x 3.53)	1.4	152	158.2	152.8	159	6	7.5
AP 264	OR 264 (190.09 x 3.53)	1.4	190	196.2	190.8	197	6	7.5
AP 325	OR 325 (37.47 x 5.34)	1.7	38	47.4	38.6	48	9	10.5
AP 326	OR 326 (40.65 x 5.34)	1.7	41	50.4	42.6	52	9	10.5
AP 327	OR 327 (43.82 x 5.34)	1.7	44	53.4	45.6	55	9	10.5
AP 328	OR 328 (47 x 5.34)	1.7	47	56.4	48.6	58	9	10.5
AP 329	OR 329 (50.16 x 5.34)	1.7	50	59.4	51.6	61	9	10.5
AP 330	OR 330 (53.34 x 5.34)	1.7	53	62.4	54.6	64	9	10.5
AP 331	OR 331 (56.52 x 5.34)	1.7	57	66.4	58.6	68	9	10.5
AP 332	OR 332 (59.69 x 5.34)	1.7	60	69.4	60.6	70	9	10.5
AP 333	OR 333 (62.87 x 5.34)	1.7	63	72.4	63.6	73	9	10.5
AP 334	OR 334 (66.04 x 5.34)	1.7	66	75.4	67.6	77	9	10.5
AP 335	OR 335 (69.22 x 5.34)	1.7	69	78.4	70.6	80	9	10.5
AP 336	OR 336 (72.39 x 5.34)	1.7	73	82.4	73.6	83	9	10.5
AP 619	OR 619 (74.63 x 5.34)	1.7	75	84.4	75.6	85	9	10.5
AP 337	OR 337 (75.57 x 5.34)	1.7	76	85.4	76.6	86	9	10.5
AP 338	OR 338 (78.74 x 5.34)	1.7	79	88.4	80.6	90	9	10.5
AP 620	OR 620 (79.77 x 5.34)	1.7	80	89.4	81.6	91	9	10.5
AP 339	OR 339 (81.92 x 5.34)	1.7	82	91.4	82.6	92	9	10.5
AP 340	OR 340 (85.09 x 5.34)	1.7	85	94.4	85.6	95	9	10.5

Part.	O-Ring	h	R ^{f7}	S ^{H9}	G ^{h9}	M ^{H8}	L1 ^{+0.2}	L2 ^{+0.2}
AP 341	OR 341 (88.27 x 5.34)	1.7	88	97.4	88.6	98	9	10.5
AP 621	OR 621 (89.69 x 5.34)	1.7	90	99.4	90.6	100	9	10.5
AP 342	OR 342 (91.44 x 5.34)	1.7	92	101.4	92.6	102	9	10.5
AP 343	OR 343 (94.62 x 5.34)	1.7	95	104.4	95.6	105	9	10.5
AP 344	OR 344 (97.79 x 5.34)	1.7	98	107.4	98.6	108	9	10.5
AP 622	OR 622 (100 x 5.34)	1.7	100	109.4	100.6	110	9	10.5
AP 345	OR 345 (100.97 x 5.34)	1.7	101	110.4	101.6	111	9	10.5
AP 346	OR 346 (104.14 x 5.34)	1.7	104	113.4	105.6	115	9	10.5
AP 347	OR 347 (107.32 x 5.34)	1.7	107	116.4	108.6	118	9	10.5
AP 623	OR 623 (109.5 x 5.34)	1.7	110	119.4	110.6	120	9	10.5
AP 348	OR 348 (110.5 x 5.34)	1.7	111	120.4	111.6	121	9	10.5
AP 349	OR 349 (113.67 x 5.34)	1.7	114	123.4	115.6	125	9	10.5
AP 350/860	OR 350 (116.84 x 5.34)	1.7	117	126.4	118.6	128	9	10.5
AP 350/860	OR 860 (117.5 x 5.34)	1.7	118	127.4	118.6	128	9	10.5
AP 351/861	OR 351 (120.02 x 5.34)	1.7	121	130.4	122.6	132	9	10.5
AP 351/861	OR 861 (120.7 x 5.34)	1.7	121	130.4	122.6	132	9	10.5
AP 862	OR 862 (123.8 x 5.34)	1.7	124	133.4	125.6	135	9	10.5
AP 353/863	OR 353 (126.37 x 5.34)	1.7	127	136.4	127.6	137	9	10.5
AP 353/863	OR 863 (127 x 5.34)	1.7	127	136.4	127.6	137	9	10.5
AP 354/864	OR 354 (129.54 x 5.34)	1.7	130	139.4	130.6	140	9	10.5
AP 354/864	OR 864 (130.2 x 5.34)	1.7	130	139.4	130.6	140	9	10.5
AP 865	OR 865 (133.4 x 5.34)	1.7	134	143.4	135.6	145	9	10.5
AP 356/866	OR 356 (135.9 x 5.34)	1.7	137	146.4	137.6	147	9	10.5
AP 356/866	OR 866 (136.5 x 5.34)	1.7	137	146.4	137.6	147	9	10.5



Part.	O-Ring	h	R ^{f7}	S ^{H9}	G ^{H9}	M ^{H8}	L1 ^{+0.2}	L2 ^{+0.2}
AP 357/867	OR 357 (139.07 x 5.34)	1.7	140	149.4	140.6	150	9	10.5
AP 357/867	OR 867 (139.7 x 5.34)	1.7	140	149.4	140.6	150	9	10.5
AP 358/868	OR 358 (142.24 x 5.34)	1.7	143	152.4	143.6	153	9	10.5
AP 358/868	OR 868 (142.9 x 5.34)	1.7	143	152.4	143.6	153	9	10.5
AP 360/870	OR 360 (148.6 x 5.34)	1.7	150	159.4	150.6	160	9	10.5
AP 360/870	OR 870 (149.2 x 5.34)	1.7	150	159.4	150.6	160	9	10.5
AP 361	OR 361 (151.77 x 5.34)	1.7	152	161.4	153.6	163	9	10.5
AP 362	OR 362 (158.12 x 5.34)	1.7	158	167.4	159.6	169	9	10.5
AP 363	OR 363 (164.47 x 5.34)	1.7	165	174.4	165.6	175	9	10.5
AP 364	OR 364 (170.82 x 5.34)	1.7	171	180.4	172.6	182	9	10.5
AP 365	OR 365 (177.17 x 5.34)	1.7	178	187.4	178.6	188	9	10.5
AP 367	OR 367 (189.87 x 5.34)	1.7	190	199.4	190.6	200	9	10.5
AP 370	OR 370 (208.92 x 5.34)	1.7	209	218.4	210.6	220	9	10.5

Part.	O-Ring	h	R ^{f7}	S ^{H9}	G ^{H9}	M ^{H8}	L1 ^{+0.2}	L2 ^{+0.2}
AP 425	OR 425 (113.67 x 6.99)	2.5	114	126.2	114.8	127	12	14.5
AP 426	OR 426 (116.84 x 6.99)	2.5	117	129.2	117.8	130	12	14.5
AP 428	OR 428 (123.2 x 6.99)	2.5	123	135.2	124.8	137	12	14.5
AP 429	OR 429 (126.37 x 6.99)	2.5	126	138.2	127.8	140	12	14.5
AP 431	OR 431 (132.72 x 6.99)	2.5	133	145.2	133.8	146	12	14.5
AP 432	OR 432 (135.9 x 6.99)	2.5	136	148.2	137.8	150	12	14.5
AP 433	OR 433 (139.07 x 6.99)	2.5	139	151.2	140.8	153	12	14.5
AP 435	OR 435 (145.42 x 6.99)	2.5	145	157.2	147.8	160	12	14.5
AP 872	OR 872 (155.6 x 6.99)	2.5	156	168.2	157.8	170	12	14.5
AP 628	OR 628 (166.7 x 6.99)	2.5	167	179.2	167.8	180	12	14.5
AP 442	OR 442 (183.52 x 6.99)	2.5	184	196.2	184.8	197	12	14.5
AP 443	OR 443 (189.87 x 6.99)	2.5	190	202.2	190.8	203	12	14.5
AP 444	OR 444 (196.22 x 6.99)	2.5	196	208.2	197.8	210	12	14.5